

# WinS Learning Exchanges

Minimum Requirements for WASH in Schools



1

Before WinS Learning Exchange

## Preparation



CHOOSE SPECIFIC TOPIC



IDENTIFY MODEL SCHOOL WITH SPECIFIC STRENGTH




INVITE RELEVANT PARTICIPANTS

2

Day of WinS Learning Exchange

## Realisation



PARTICIPANTS VISIT MODEL SCHOOL



SEE & USE



EXCHANGE & DISCUSS



PARTICIPANTS GET INSPIRATION AND IDEAS


3

After WinS Learning Exchange

## Use Learnings



PARTICIPANTS GO BACK TO THEIR OWN SCHOOLS



DISCUSS WITH SCHOOL COMMUNITY



PLAN NEXT STEPS



GET ACTIVE



SCHOOLS IMPROVE

## Preparation



### Choose Specific Topic

- Identify topic, participants should learn about.  
Learning Exchanges give participants the chance to learn details about specific topics, for example:
- Implementation of daily WASH activities
  - Fundraising
  - Organizing cleaning and maintenance of WinS



### Identify Model School with Specific Strength

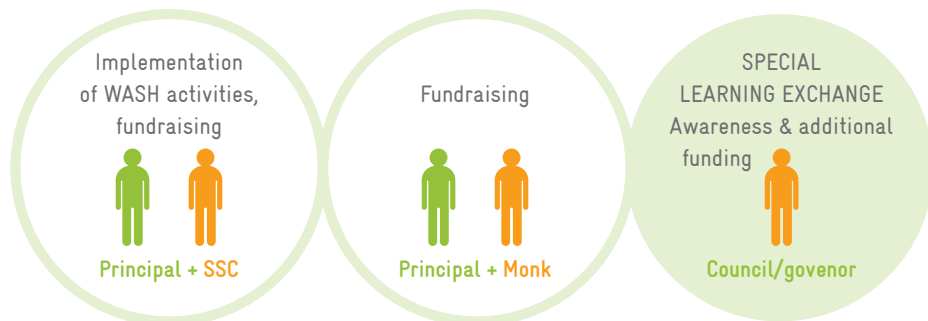
- How to select a school to visit?
- Best performing based on Minimum Requirements for WASH in Schools (if data exists)
  - Willingness to share experiences from principal and school community
  - Good example of community relationship and support
  - Innovative (scalable) solutions: Low-cost solutions which can be copied by others.
  - Motivation and commitment of school principal to improve WASH situation

TIPP: Identify 2 schools with different strengths.




### Invite Relevant Participants – Maximum 15

- In general, principals should be invited.
- Depending on specific topic, different participants should join the principal.



## Realisation



### Participants Visit Model School



#### See & Use

Participants see WASH infrastructure and the implementation of WASH activities to get a real impression.



#### Exchange & Discuss

In relation to the topic, the principal (and other members of the school community) share their WinS experiences, focusing on:

- Methods used to achieve success
- Challenges and solutions
- Plans for improvement
- Organiser gives participants time to raise questions.

Moderated by  
Organizer



### Participants Get Inspiration and Ideas

Encourage participants to take note of what they learned and share their observations with each other.



## Use Learnings



## Participants Go Back to Their Own Schools



## Discuss with School Community

Participants discuss observation and ideas with the school community.



## Plan Next Steps

Together school community plans next steps, according to school needs and resources. Prioritize simple activities, which will lead to immediate success. This will keep motivation high!



## Get Active

School community gets active to improve the WinS situation

After the learning exchange DoE follows up with schools and offer support!



## Schools Improve

Monitor success with the Minimum Requirements for WASH in Schools and rank the school according to star level.

## CONTACT

Deutsche Gesellschaft für Internationale Zusammenarbeit (GIZ) GmbH  
Regional Fit for School Programme  
fitforschool@giz.de